

CAR150U

Car Adapter DC/DC



Features:

- Wide input voltage range
- Max. output power 150.00W
- For use in cars, trucks and aircrafts
- All output voltages and currents can be configured via the multiple connector system (MCS)
- Automatic power reduction in aircraft thanks to IFPL™ (In Flight Power Limiting) technology

Applications:

Suitable for use with all notebooks

Specification

Input		
Voltage range	11.00 – 32.00VDC	
Stand-by current	Typical 85.00mA @ 11.00V input Typical 75.00mA @ 32.00V input	
Input fuse	15.00A	
Protection	Reverse polarity (input fuse) Under / Over voltage protection (Transient suppression circuit) Over temperature protection Automatic power limitation for aircraft (75.00W) & thermal management (cigarette lighter adapter)	
Output		
Voltage range	5.00 – 24.00V nominal	
Power	120.00W cont. 150.00W max.	
Initial set tolerance	±3% max.	
Load regulation	-80.00mV max. / A	
Line regulation	±1% max.	
Ripple & Noise	< 90.00mV _{pk-pk}	
Current limit	Constant current, 8.00A max.	
Protection	Short circuit, over temperature protection, over voltage protection	
Environmental		
	Operation:	Storage:
Ambient Temperature	-20°C to 40°C	-40°C to 85°C
Pressure & Altitude	1200hPa to 570hPa max. 4600m above sea level	1200hPa to 115hPa max. 15000m above sea level
Humidity (non-condensing)	5% to 95% r.H.	5% to 95% r.H.
General		
Input connector	Cigarette lighter adapter with IFPL™ System	
Output connector	Customer-specific (multiple connector system)	
Efficiency	Typical 96% at 100% load	
MTBF	> 100000h @ 25°C ambient temperature and G _B per MIL HDBK217F	
Green procurement	RoHS 2011/65/EU + 2015/863/EU REACH 1907/2006, WEEE 2012/19/EU	
Indicator	Green LED: OK/Status Red LED: Failure	
Ingress protection rating	IEC60529, IP40	
Cooling	Convection cooled	
Safety & EMC		
Regulatory approvals	Europe United Kingdom International USA/Canada Australia & New Zealand	CE UKCA CB Report IEC 60950-1 UL60950-1 RCM
Electromagnetic Emissions	Europe	EN 55011/55022 class B, EN55014-2, EN55024
	USA	FCC15 class B
Electromagnetic Immunity	ESD immunity Electromagnetic field immunity	IEC61000-4-2, 4kV contact/ 8kV air IEC61000-4-3, 80-2500MHz, 10V/m, AM 80%/1kHz
	Electrical fast transient/burst immunity test Surge immunity test	IEC61000-4-4, +/-2kV, 5/50ns IEC61000-4-5, +/-2kV DM, 1.2/50(8/20)µs
	Conducted Immunity	IEC61000-4-6, 0.15-80MHz, 10V, 80%, 1KHz, AM, with CDN
	ISO-Impulses	ISO7637-2, pulses 1, 2, 3a, 3b, 5

- other approvals on request

CAR150U

Mechanical Details	
Housing dimensions (LxWxH)	140.00 x 62.00 x 19.00mm, without cables and connectors
Input cable length	100cm ±5%
Output cable length	100cm ±5%
Weight	Approx. 360g, without cables and connectors

Germany/Headquarters

RRC power solutions GmbH
Technologiepark 1
66424 Homburg / Saar

Tel.: +49 6841 98090
Fax: +49 6841 9809280
Email: sales@rrc-ps.de
Web: www.rrc-ps.com

USA

RRC power solutions Inc.
18340 Yorba Linda Blvd.,
107-437
Yorba Linda, CA 92886

Tel.: +1 714 777 3604
Fax: +1 714 777 3658
Email: usa@rrc-ps.com
Web: www.rrc-ps.com

Hong Kong

RRC power solutions Ltd.
S-V,6/F, Valiant Industrial
Centre 2-12 Au Pui Wan Street
Fo Tan, N.T., Hong Kong

Tel.: +852 2376 0106
Fax: +852 2375 0107
Email: hkrrc@rrc-ps.cn
Web: www.rrc-ps.cn




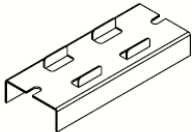

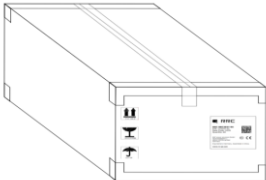
China

RRC power solutions Ltd.
Room 1306, C Building,
Tianan International building,
Renmin South Road, Luohu
District, Shenzhen 518021

Tel.: +86 755 8374 1908
Fax: +86 755 8374 1861
Email: hkrrc@rrc-ps.cn
Web: www.rrc-ps.cn

RECYCLING INFORMATION

RRC Standard Car Adapter & Custom Car-Adapter Variants

Products	
RRC-SMB-CAR	CAR90A
CAR12A	CAR90U
CAR15A	CAR100M
CAR15B	CAR120A
CAR4A	CAR150U
CAR70M	
Material	Packaging component
LDPE 4 	PE-Bag 
PAP 20 	Paper Sheet 
	Single Box 
	Outer Box 

Pictures only for reference